
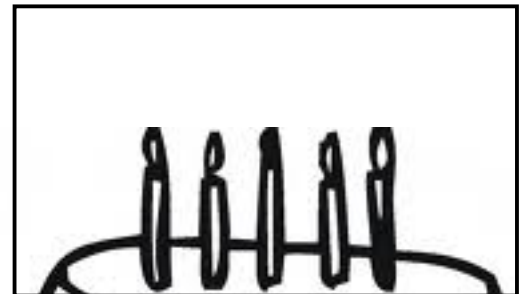

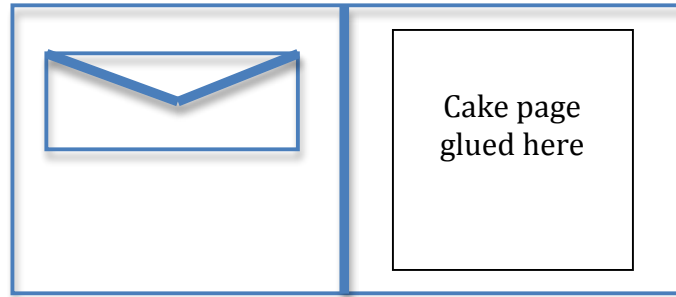


Directions:

- Print both pages on card stock for durability
- Glue an envelope on the inside left flap of the file folder to hold the candles
- Cut out the candles and put them in the envelope
- Glue the next page with the cakes to the inside right flap of the file folder
- If you would like, let the kids color the cakes for fun!
- Allow the kids to match the number of candles to the correct cakes!
- Laminate for durability



Match the correct number of candles to the cakes with numbers on them!

